

Figure 1. Agricultural calendar and field map of the relay system in the rainfed fields.

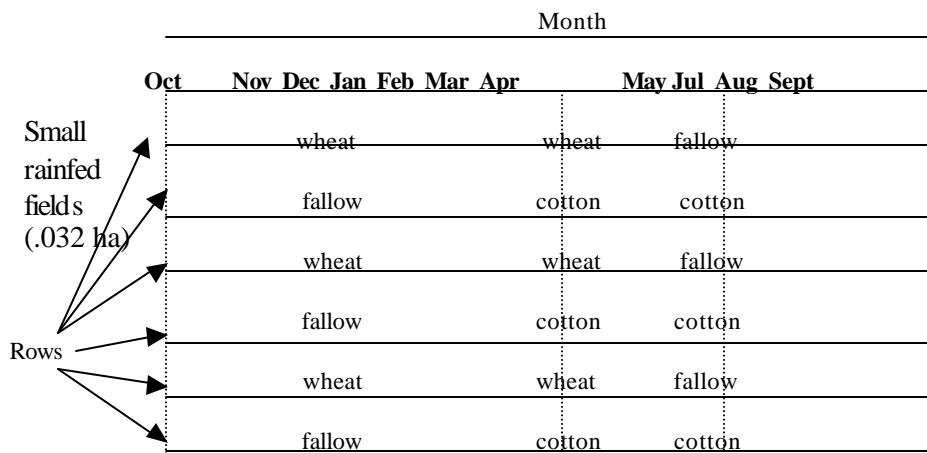


Figure 2. Agricultural calendar and field map of the cotton/wheat relay system in the rainfed fields.

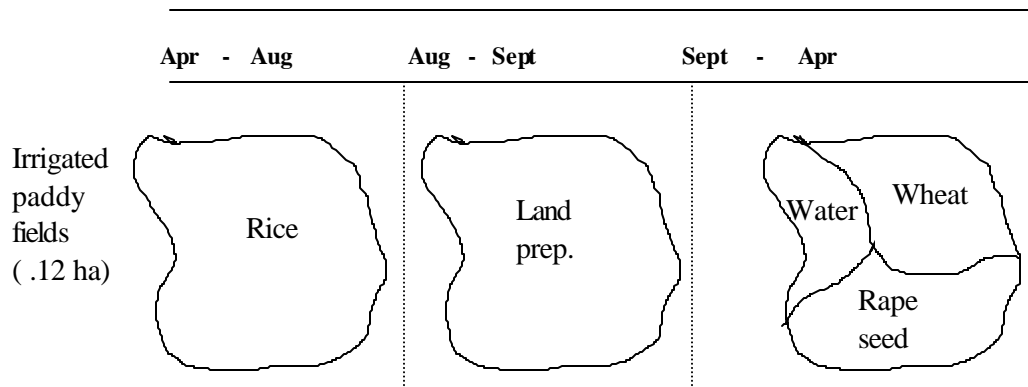


Figure 3. The agricultural calendar and field map of two-season cropping system in the irrigated paddy fields.

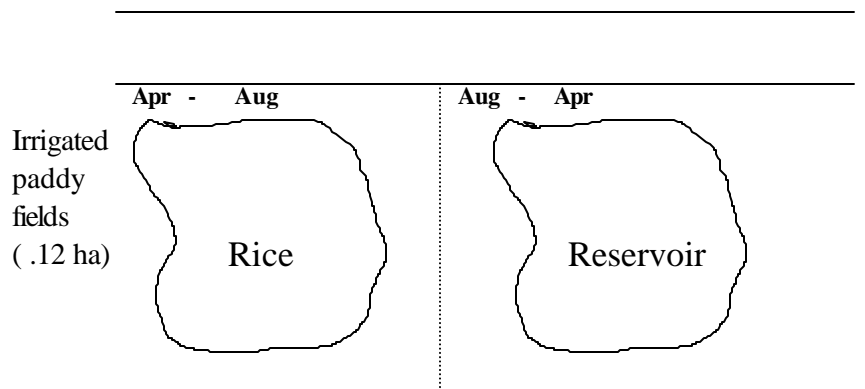


Figure 4. The agricultural calendar and field map of one-season (rice-reservoir) cropping system in the irrigated paddy fields.

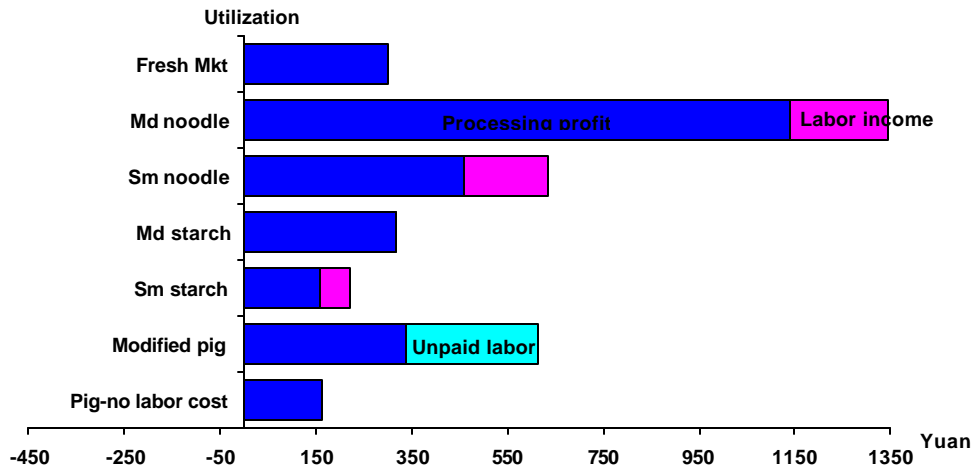
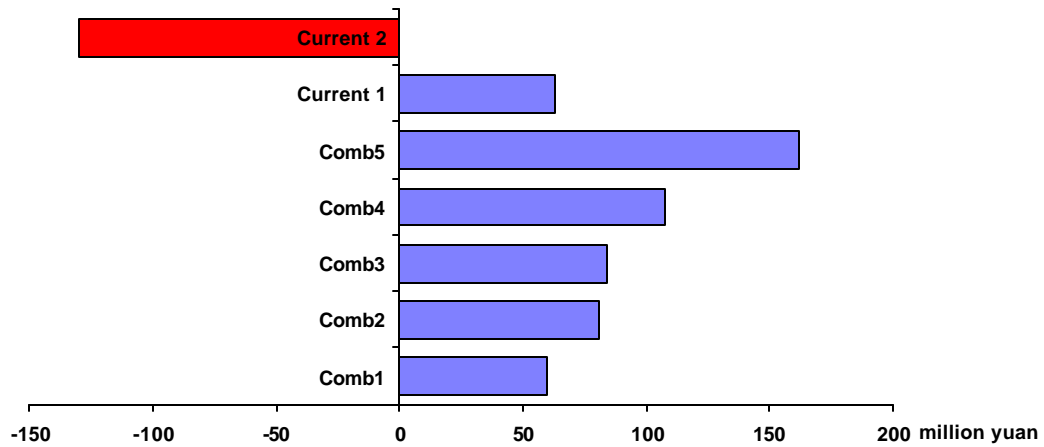


Figure 5. The relative value of each household's sweetpotato roots according to their utilization: net profit from process plus the labour income.



- Comb 1 - Pig 40, Mkt. 10, Sm. starch 50
- Comb 2 - Pig 50, Mkt. 10, Sm. starch 20, Sm. noodle 20
- Comb 3 - Pig 40, Mkt. 10, Sm. starch 30, Md. starch 10
- Comb 4 - Pig 30, Mkt. 10, Sm. starch 10, Sm. noodle 40, Md. noodle 10
- Comb 5 - Pig 40, Mkt. 10, Sm. noodle 30, Md. noodle 30
- Current 1- Pig 80 (no labour cost), Mkt. 20
- Current 2 - Pig 80 (counting labour), Mkt. 20

Figure 6. Profits generated by 400,000 tons of sweetpotato allocated to various combinations of uses (labour income excluded).